

Engine output: **24.2 PS / 17.8 kW**

Machine weight (Cabin/Canopy): **3,825 / 3,655 kg**

For Earth, For Life
Kubota

U36-4

KUBOTA MINI EXCAVATOR



With a spacious new 5-tonne class deluxe cab, the 3.5-tonne U36-4 compact excavator brings more comfort and luxury to almost any challenge.

Kubota believes that operator comfort is one of the top priorities. That's why the U36-4 is equipped with the same spacious cab as our larger 5-tonne excavators. This roomy cab features a larger entrance, more legroom and an interior that is both luxurious and comfortable. Enhanced ergonomics allow you to perform routine operations with ease.

Wide Entrance

The U36-4's roomy cab provides a wide doorway and ample foot space, to make getting on and off the excavator a breeze.



Air Conditioning (Option)

Enhanced air circulation in the cab results from a more powerful cooling/heating unit and six vents positioned around the operator to offer optimal all weather comfort.





A. Deluxe Suspension Seat

Kubota's high back suspension seat has been designed for maximum operator comfort and to minimize fatigue during extended machine operation. The deluxe reclining seat offers weight compensation, firm adjustable wrist support and retractable seat belt.

B. 2-speed Travel Switch

The 2-speed travel switch is placed on the dozer lever, this delivers easy operation together with Auto Shift.

C. Cup Holder

D. Wrist Rest

E. Radio Location with Bracket

Front Digital Panel

Following the excellence of Kubota's Intelligent Control System, the new digital panel puts convenience at the operator's fingertips. Featuring easier button operation, the user-friendly digital panel is positioned to the front right corner of the operator. This operator-facing wider display greatly improves visibility. With easier access, simpler settings, easy-to-read indicators and alerts, you'll always be aware of the excavator's functioning status.



Standard Mode



Service Mode



Warning Mode



Operation History Record




Max. Oil Flow Setting

SUPERIOR PERFORMANCE

Handle any job with confidence. The Kubota U36-4 combines superior power and outstanding versatility to tackle demanding jobs in a variety of conditions. Operate auxiliary attachments more easily than ever with precise oil flow control to the auxiliary circuit. A more powerful arm breakout force, combined with an array of enhanced functions, results in the smooth and productive operation Kubota machines are known for.

Kubota Original Direct Injection Engine

The U36-4 is powered by Kubota's impressive 24.2 PS direct injection engine. Engineered with the power to maximise digging and lifting performance, it also delivers minimised noise, vibration and fuel consumption.



Proportional flow control of auxiliary circuit (AUX1/2)* and maximum oil flow setting

Now you can conveniently program up to five different oil flow rates for specific attachments on the new digital control panel. No tools or manual adjustment is required. Also, with a maximum AUX1 circuit oil flow now up to 60 ℓ/min you can operate a larger variety of auxiliary attachments than ever before.

*AUX2 as option (20.9 ℓ/min)



Auto shift

The auto shift system enables automatic travel shift between high and low, depending on traction effort and terrain. This gives smoother operations when dozing and turning.

Third-line hydraulic return

A standard third-line hydraulic return system allows oil return directly to the tank without running through the control valves during operation of one-way hydraulic attachments. This decreases the likelihood of oil contamination, and results in less back pressure and greater oil flow efficiency.



Auto idling system

When U36-4 control levers are in neutral for more than 4 seconds, engine RPM automatically idles. Move any control lever, and engine RPM immediately returns. This innovative feature not only reduces operating cost and fuel consumption, it also lowers noise and exhaust emissions.

Large-capacity variable displacement pump

The U36-4's performance matched boom, arm and bucket movements are the best in the industry. Kubota's unique hydraulic system and large-capacity variable displacement pump give you the precise control needed to operate smoothly and efficiently in confined quarters. With the hydraulic power harnessed in the U36-4's front working group superior digging force is available when you need it.

Tight Tail Swing

The tail's minimum protrusion outside the track width enables the operator to work the machine in confined spaces with complete confidence.

Generous Approach Angle

Navigate ramps and over obstacles with confidence - Kubota's dozer blade has a 32 degree approach angle.



EASY MAINTENANCE, SUPERIOR SAFETY

The fully opening access door and hood provide quick and easy access to all inspection and maintenance areas of the engine. The U36-4 is also equipped with a full range of safety features, from ROPS/OPG to front window guard mounting points, as well as a variety of conveniences.



ROPS/OPG (top guard, level I) canopy and cabin

ROPS/OPG (Top Guard, Level I) canopy and cabin provide protection in the event of accidental rollovers and falling objects.

Tie down points on the top frame

Four tie down points are now installed on the top frame for safer and easier transportation.

Safety Devices

To enhance safety during operation, the U36-4 can be equipped with optional safety valves (Boom, Arm, Dozer) to prevent unexpected drop of Front attachments. Also the U36-4 has an optional Over Load Buzzer, to warn of possible instability when handling heavy materials.

- A.** Dual Element Air Cleaner **B.** Water Separator
C. Fuel Filter **D.** Starter Motor **E.** Alternator

Fuel Tank Buzzer

The U36-4 is also equipped with a fuel tank buzzer, which indicates the fill level status whilst refueling, and helps prevent the fuel tank overflowing.



Two-piece hose design

Kubota's innovative two-piece hose design for the dozer blade reduces hose replacement time by nearly 60% compared to non-joint types.



Tool storage space



Front window guard mounting points

For additional protection from flying chips and debris, Kubota provides the window guard mounting points around the front window as a standard feature.



Kubota Original Anti-theft System

Your U36-4 is protected by Kubota's industry-leading anti-theft system. Only programmed keys will enable the engine to start up. Attempting to start with an un-programmed key will activate the alarm. Its features include an alert to remind the operator to extract the key after operation, and an LED to alert potential thieves that the system is activated.



Standard Equipment

Engine/Fuel system

- KUBOTA original engine
- Double-element air cleaner
- Fuel level indication buzzer
- Battery isolator
- Water separator with drain cock
- Auto idle

Undercarriage

- 300 mm rubber track
- Short pitched rubber crawler
- 2-speed travel
- Auto shift
- 4 x double flange track rollers on each track
- 1 x upper track roller

Hydraulic system

- 2 x variable displacement pumps and 1 x gear pump
- Pressure accumulator
- Hydraulic pressure checking ports
- Straight travel circuit
- Auxiliary hydraulic circuit piping to the arm's end
- Adjustable maximum oil flow on auxiliary hydraulic circuits (AUX1/AUX2)
- Auxiliary switch (AUX1) on right control lever (proportional)
- Third line hydraulic return

Safety system

- Engine start safety system on the left console
- Hydraulic lock system

- Swivel negative brake
- Travel negative brake
- Kubota original anti-theft system
- Safety valve for boom and arm (ISO8643)

Working equipment

- 1525 mm arm
- 1 working light on the boom

Cabin

- ROPS (Roll-over Protective Structure, ISO3471)
- OPG (Operator Protective Guard, Top Guard level I, ISO 10262)
- Cabin heater for defrosting and demisting
- Weight-adjustable full suspension seat (fabric seat)
- Retractable seatbelt
- 2 working lights on the cabin
- Radio installation kit prepared on the cabin (antenna, 2 speakers, bracket for radio)
- Hydraulic pilot control levers with wrist rests
- Front LCD panel with diagnosis function
- Front window power-assisted with gas damper
- Front guard mounting points
- Switch and harness for beacon light
- 12V power source
- Emergency exit hammer

Canopy

- ROPS (Roll-over Protective Structure, ISO3471)
- OPG (Operator Protective Guard, Top Guard level I, ISO 10262)
- Weight-adjustable full suspension seat (PVC seat)
- Retractable seatbelt

- Hydraulic pilot control levers with wrist rests
- Front LCD panel with diagnosis function
- Front guard mounting points
- Switch for beacon light
- 12V power source

Others

- Tool storage space
- Tie down points on the top frame

Optional Equipment

Undercarriage

- 300 mm steel track (+90kg)

Safety system

- Safety valve for dozer

Working equipment

- AUX2 as option (Proportional control)

Cabin

- Air conditioner

Cabin/Canopy

- 2 working lights on the canopy
- Front guard (OPG, Front Guard level I, ISO 10262)

Others

- Bio oil
- Special paint
- Beacon light

Kubota Genuine and Approved Parts
for maximum performance, durability and safety



SPECIFICATIONS

*With rubber shoe type

Model		U36-4		
Machine weight ¹	Cabin / Canopy	kg	3825 / 3655	
Operating weight ²	Cabin / Canopy	kg	3900 / 3730	
Engine	Model		D1703-M-DI-E4	
	Type			Vertical 4-cycle liquid cooled diesel
	Output ISO9249 NET	PS/rpm	24.2 / 2200	
		kW/rpm	17.8 / 2200	
	Number of cylinders		3	
	Bore × Stroke		mm 87 × 92.4	
	Displacement		cc 1647	
Dimensions	Overall width		mm 1700	
	Overall height (Cabin / Canopy)		mm 2480	
	Overall length		mm 4910	
	Ground clearance		mm 285	
	Dozer size (width × height)		mm 1700 × 340	
	Rubber shoe width		mm 300	
	Minimum front swivel radius with boom swing (left / right)		mm 1905 / 2260	
	Boom swing angle (left / right)		deg 69 / 48	
Hydraulic System	P1, P2	Variable displacement pump		
		Flow rate ℓ / min	81.4	
		Hydraulic pressure MPa (kgf/cm ²)	24.5 (250)	
	P3	Gear type pump		
		Flow rate ℓ / min	20.9	
		Hydraulic pressure MPa (kgf/cm ²)	19.6 (200)	
	Auxiliary (AUX1) max. flow rate	Max. flow rate ℓ / min	61.6	
		Max. hydraulic pressure MPa (kgf/cm ²)	20.6 (210)	
	Auxiliary (AUX2) max. flow rate	Max. flow rate ℓ / min	20.9	
		Max. hydraulic pressure MPa (kgf/cm ²)	19.6 (200)	
Max. digging force (arm / bucket) kN (kgf)		17.1 (1740) / 30.0 (3060)		
Hydraulic reservoir (tank / full) ℓ		35.7 / 61		
Max. travelling speed (low / high) km/h		3.0 / 4.6		
Ground contact pressure (cabin / canopy) kPa (kgf/cm ²)		35.7 (0.36) / 34.2 (0.35)		
Swivelling speed rpm		8.3		
Fuel tank capacity ℓ		45.1		
Noise level	LpA	dB (A)	78	
	LwA (2000/14/EC)	dB (A)	94	
Vibration ³	Hand arm system (ISO 5349-2:2001)	Digging	m/s ² RMS	<2.5
		Levelling	m/s ² RMS	<2.5
		Driving	m/s ² RMS	<2.5
		Idling	m/s ² RMS	<2.5
	Whole body (ISO 2631-1:1997)	Digging	m/s ² RMS	<0.5
		Levelling	m/s ² RMS	<0.5
		Driving	m/s ² RMS	<0.5
		Idling	m/s ² RMS	<0.5

¹ With Kubota original quick coupler and Kubota original bucket 135kg, full tanks.

² Machine weight + 75 kg operator.

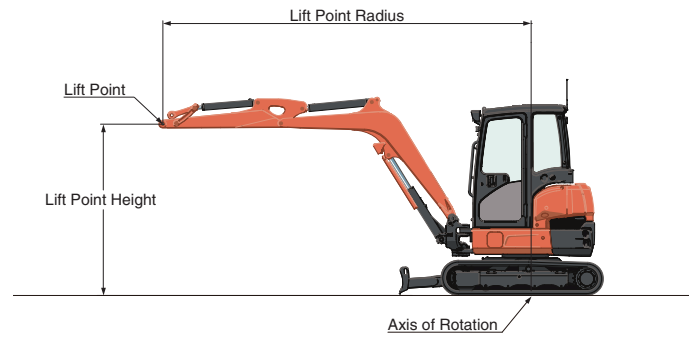
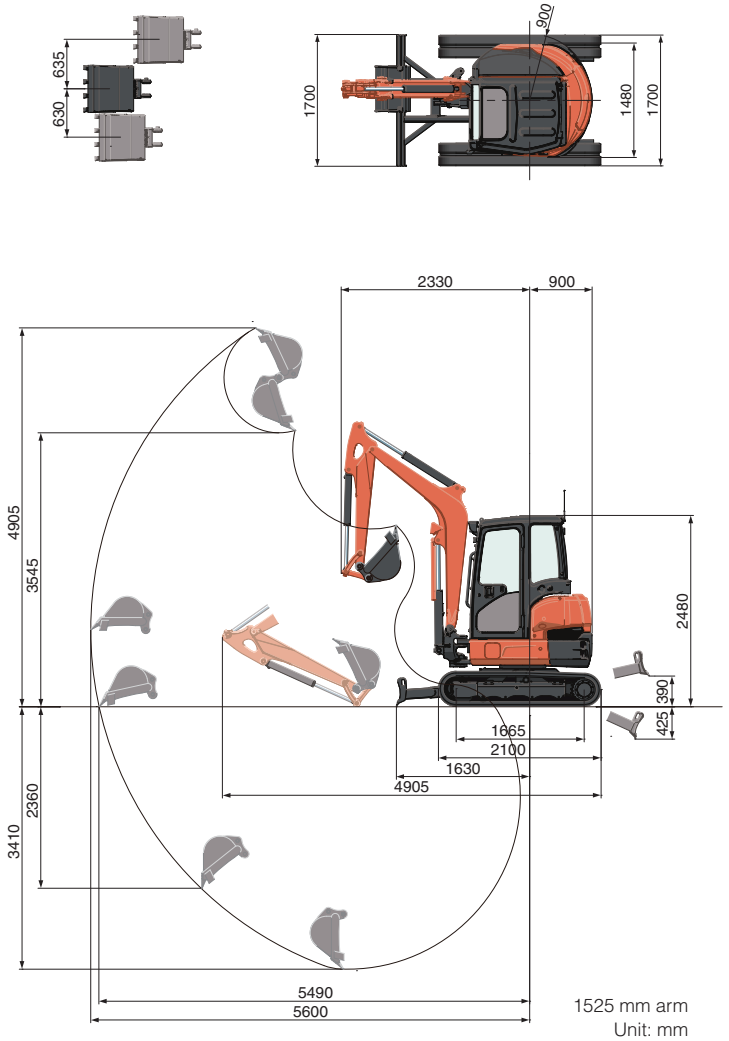
³ These values are measured under specific conditions at maximum engine speed and can deviate, depending on the operating status.

LIFTING CAPACITY

with 1525mm arm, rubber shoe, cabin type: kN (ton)

Lift Point Height	Lifting point radius (3m)			Lifting point radius (max.)		
	Over-front		Over-side	Over-front		Over-side
	Blade Down	Blade Up		Blade Down	Blade Up	
2.0m	6.5 (0.67)	6.5 (0.67)	6.5 (0.66)	5.8 (0.58)	4.0 (0.41)	3.7 (0.37)
1.5m	8.2 (0.83)	8.0 (0.81)	7.2 (0.74)	5.8 (0.59)	3.9 (0.39)	3.5 (0.36)
1.0m	9.8 (1.00)	7.7 (0.78)	6.9 (0.71)	6.0 (0.61)	3.8 (0.38)	3.5 (0.35)
0m	12.0 (1.23)	7.3 (0.75)	6.5 (0.67)	6.5 (0.66)	3.9 (0.39)	3.5 (0.36)

WORKING RANGE



* Working ranges are with Kubota standard bucket, without quick coupler.

* Specifications are subject to change without notice for purpose of improvement.

Fluorinated greenhouse gases				
Air conditioner gas contains fluorinated greenhouse gases.				
Model	Industrial designation	Quantity (kg)	CO ₂ equivalent (ton)	GWP
U36-4	HFC-134a	0.8	1.15	1430

(Global Warming Potential: GWP)

★ All images shown are for brochure purposes only.

When operating the excavator, wear clothing and equipment in accordance to local legal and safety regulations.

KUBOTA EUROPE S.A.S.

19 à 25, rue Jules Verceyryse
Zone Industrielle - B.P. 50088
95101 Argenteuil Cedex France
Téléphone : (33) 01 34 26 34 34
Télécopieur : (33) 01 34 26 34 99

KUBOTA (U.K.) LTD

Dormer Road, Thame, Oxfordshire,
OX9 3UN, U.K.
Phone : 01844-268140
F a x : 01844-216685

KUBOTA Baumaschinen GmbH

Steinhauser Straße 100
D-66482 Zweibrücken Germany
Telefon : (49) 0 63 32 - 487 - 0
F a x : (49) 0 63 32 - 487 - 101

<https://www.kubota-eu.com>